

IMPORTANT INFORMATION FOR USERS

- The CCR Survey requires data for a specific full financial year (FY).
- The following instructions outline how to obtain the required CCR data from COMET using the 'Resources and Indicators' site report.
- The data contained in the 'Resources and Indicators' site report reflects the currency of COMET data entry.

COMET Resources and Indicators Report

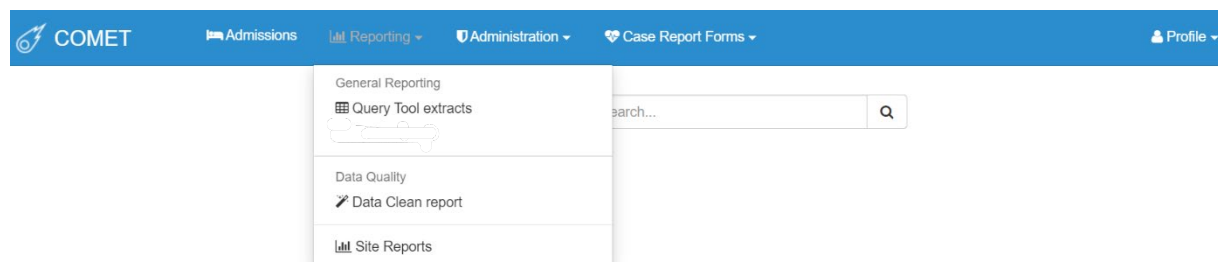
N.B. Report excludes CCU, ward type and procedure only patients.

1. Log on to COMET and click "**Reporting**" from the top menu.

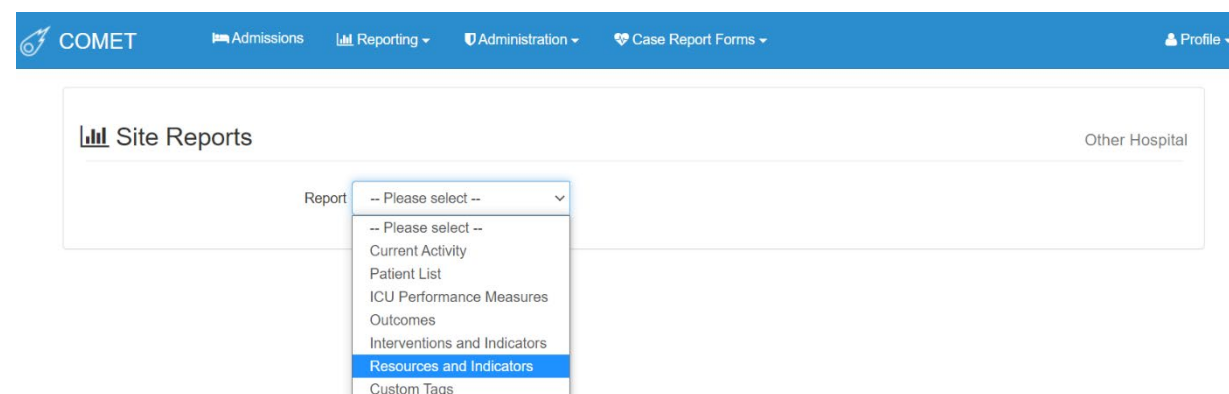



If you do not see this option on logging on to COMET, please contact your hospital Site Administrator to provide you with appropriate access.

2. Select "**Site Reports**" from drop down menu.



3. Select "**Resources and Indicators**" from the Report drop down menu.




- COMET

Admissions

Reporting

Administration

Profile

 Site Reports

Other Hospital

Report


Resources and Indicators

Care Unit

All


From*


01/07/2024



To*

30/06/2025



 View report

- | Report data | | | | | | | | |
|--|----------|------------------------------|----|--------|----|--|-------------------------------|----|
| <div> <div> <div></div> <div>1</div> <div>of 1</div> <div></div> <div></div> <div></div> </div> </div> | | | | | | | | |
| Resources and Indicators Report for period of 01/07/2024 to 30/06/2025 | | | | | | | | |
| ICU Hours/Days | | Admission Type | | | | Paediatric Admissions (<16 years of age) | | |
| Planned Admissions ICU Hours | 1,664.00 | Unplanned Admissions | 13 | 2 | 0 | 15 | Paediatric Admissions | 0 |
| Planned Admissions ICU Days | 69.33 | Planned Admissions | 3 | 0 | 0 | 3 | Invasively Ventilated | 0 |
| Unplanned Admissions ICU Hours | 3,589.93 | Undivided | 0 | 0 | 0 | 0 | Receiving HFNC | 0 |
| Unplanned Admissions ICU Days | 149.58 | Total | 16 | 2 | 0 | 18 | Transfers to a Paediatric ICU | 0 |
| Unknown Admissions ICU Hours | 0.00 | Total Readmissions* | 3 | 1 | 0 | 4 | Paediatric ICU/HDU Deaths | 0 |
| Unknown Admissions ICU Days | 0.00 | | | | | | | |
| Total ICU Hours | 5,253.93 | Admissions by Source | | | | Admissions by Discharge Destination | | |
| Total ICU Days | 218.91 | Home (Direct Admission) | | | 0 | Died | | 0 |
| | | Emergency Department | | | 8 | Home | | 0 |
| | | Operating Theatre | | | 1 | Ward | | 15 |
| | | Ward | | | 4 | Home/Ward (Paeds only) | | 0 |
| | | Other Hospital, Normal Ward | | | 0 | Other Hospital, Normal Ward | | 0 |
| | | Other Hospital, ICU | | | 0 | Other Hospital, ICU | | 1 |
| | | Other ICU, Same Hospital | | | 5 | Other ICU/NICU (Paeds only) | | 0 |
| | | Other HDU/CCU, Same Hospital | | | 0 | Other ICU, Same Hospital | | 0 |
| | | Unknown/Other | | | 0 | Unknown/Other | | 2 |
| | | Total | | | 18 | Total | | 18 |
| Resource Indicators | | | | | | | | |
| Adult After Hours Discharges (Live discharges between 18:00 and 05:59) | 7 | | | | | | | |
| Paediatric After Hours Discharges (Live discharges between 18:00 and 05:59) | 0 | | | | | | | |
| After Hours Discharges (Live discharges between 18:00 and 05:59) | 7 | | | | | | | |
| Exit Block (Live discharges delayed 12 hours or more) | 10 | | | | | | | |
| Ventilation Data | | | | | | | | |
| Invasive Ventilation Only | 1 | | | | | | | |
| Non-Invasive Ventilation Only | 1 | | | | | | | |
| Both Invasive and Non-Invasive Ventilation | 4 | | | | | | | |
| Total Ventilated Patients | 6 | | | | | | | |
| Invasive Ventilation Hours | 10.00 | | | | | | | |
| Invasive Ventilation Days | 0.42 | | | | | | | |
| Non-Invasive Ventilation Hours | 7.00 | | | | | | | |
| Non-Invasive Ventilation Days | 0.29 | | | | | | | |
| | | Clinical Indicators | | | | | | |
| | | VTE Prophylaxis Number | | 17 | | | | |
| | | VTE Prophylaxis Denominator | | 17 | | | | |
| | | VTE Prophylaxis Rate*** | | 1.0000 | | | | |

- If you have difficulty extracting the Resources and Indicators data, please contact the ANZICS CORE team at +61 3 9340 3400 or CCRAAdmin@anzics.org